



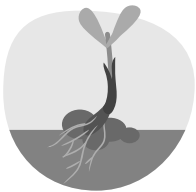

Task 2: Plant Dance Elements Activity

Describe how the elements of dance are used in the dance piece to demonstrate each stage of the plant life cycle.
You may explore the video "Flowers" again to help guide your responses for this activity.

Plant life cycle through dance	Body base (feet, legs, hands, knees, etc.)	Energy (smooth, light, gliding, etc.)	Tempo (fast, slow, or freeze)	Space (levels – high, medium, or low)
Seed 				
Seedling 				

Task 2: Plant Dance Elements Activity

Describe how the elements of dance are used in the dance piece to demonstrate each stage of the plant life cycle.
You may explore the video "Flowers" again to help guide your responses for this activity.

Plant life cycle through dance	Body base (feet, legs, hands, knees, etc.)	Energy (smooth, light, gliding, etc.)	Tempo (fast, slow, or freeze)	Space (levels – high, medium, or low)
<div>Sprout</div> <div></div>				
<div>Plant</div> <div></div>				