


# B Part Rhythm Chart

Come up with your own rhythm for the 'B' part of the painting.

Fill in each box in the B part with either a ti-ti, ta, ta-ah, or rest.



ti - ti














ta



ta-ah



rest

A	<div> ta </div>	<div> ti-ti </div>	<div> ta- </div>	<div> ah </div>
B	<div></div>	<div></div>	<div></div>	<div></div>